



**MERTHYR TYDFIL**  
**County Borough Council**  

---

**Cyngor Bwrdeistref Sirol**  
**MERTHYR TUDFUL**

**MERTHYR TYDFIL**  
**COUNTY BOROUGH COUNCIL**

**LOCAL COMMISSIONING PLAN**  
**2015-2018**



**MERTHYR TYDFIL SUPPORTING PEOPLE**  
**LOCAL COMMISSIONING PLAN 2013-17**

<b>CONTENTS</b>	<b>PAGE</b>
<b>INTRODUCTION</b>	<b>3</b>
<b>PART ONE: STRATEGIC PRIORITIES</b>	<b>4</b>
a) Introduction	
b) Primary Aims	
<b>PART TWO: NEED, SUPPLY AND SERVICE GAPS.</b>	<b>8</b>
a) Summary of needs assessment	
b) Supply Mapping	
c) Service Gaps	
<b>PART THREE: EFFICIENCIES</b>	<b>10</b>
<b>PART FOUR: CONSULTATION EVIDENCE</b>	<b>27</b>
<b>PART FIVE: PRIORITIES FOR DEVELOPMENT</b>	<b>28</b>
a) Detail of service user groups that are a priority	
b) Proposals for	
a. service development	
b. decommissioning	
c. remodelling including details	
<b>PART SIX: SERVICE DEVELOPMENTS</b>	<b>29</b>
a) Proposals for service development, decommissioning and remodelling including details on:	
• Model of service provision,	
• Number of Units,	
• User group whose needs are being met.	
<b>PART SEVEN: EQUALITY IMPACT ASSESSMENT</b>	<b>32</b>
<b>PART EIGHT: SPEND PLAN FOR FORTHCOMING YEAR</b>	<b>33</b>

# MERTHYR TYDFIL LOCAL COMMISSIONING PLAN

## INTRODUCTION

The Supporting People programme offers housing-related support to vulnerable people to help them to live in the community and enjoy greater independence. It helps to ensure that people can live in a decent home and to work alongside a support worker to improve their quality of life.

Supporting People is a government programme which started in 2003. It works through a partnership of local government, service users, support agencies and other partners both statutory and voluntary.

Supporting People is the overall responsibility of the Supporting People Planning Group (SPPG) which is concerned with the planning, funding and monitoring of housing related support services. It aims to improve the quality and effectiveness of support services at a local level and it publishes an annual Local Commissioning Plan (LCP) which sets out its priorities for the next three years. The programme is operated by the Supported Accommodation Services team that sits within Adult Social Care.

Supporting People Services may be provided to people in their own homes, sheltered housing or more specialised accommodation such as hostels, group homes or extra care. Although Supporting People only provides housing-related support, this service can be one part of a package that includes, for example, personal or medical care according to the needs of the individual.

The Supporting People programme has experienced a number of changes since the introduction of the new guidance in June 2013. Within Merthyr Tydfil, the supporting people planning group is committed to constructively embracing the new regional structure of the programme

In order to achieve this, the Supporting People Planning Group has agreed to actively engage with the Cwm Taf Regional Collaborative Committee in all instances to facilitate the local and regional delivery of the programme. The following Local Commissioning Plan outlines the commissioning intentions of the Merthyr Tydfil Supporting People Planning Group.

## **PART ONE: STRATEGIC PRIORITIES**

### **A) INTRODUCTION**

The aims for the Supporting People Partnership stated in our previous Plan were

- 1. To complete the work of distributing SP resources in line with proposed budgets over the period 2014-2017**
- 2. To continue to implement the new regional structure introduced following the review of Supporting People and its recommendations.**
- 3. To conduct a commissioning review of all services in order to ascertain that spend is being allocated appropriately and explore regional opportunities for joint commissioning**

In determining these Aims, the SPPG has made reference to:

- LCP
- Managing Access to Adapted and Supported Housing (MAASH) / Single Access Point (SAP) Data
- Homelessness And Vulnerable Groups Health Action Plan(HAVGHAP) needs data
- Housing Needs Group priorities
- Current service/funding distribution data
- MTCBC strategic plans
- Revised Supporting People guidance

To achieve Aim 1 we:

- Supported relevant agencies to participate fully in the Needs Mapping process
- Recorded and monitored numbers of referrals received per client group and per agency
- Maintained information about existing service capacity and occupancy
- Shared information with key strategic and operational groups
- Incorporated needs data from other sources into strategic planning of services including HAVGHAP and Housing Needs Group priorities

In pursuit of this goal:

**a) the Supporting People Team has:**

- Consulted with providers on the Single Access Point and supported a pilot on the new procedures currently operating in RCT to regionalise the process
- provided needs data to strategic partners

- worked with SPPG and partners in RCT to develop and improve policy and procedure for needs-based commissioning
- sought to ensure that service development decisions are consistent with agreed priorities

**b) the Supporting People Planning Group has:**

- Funded five new schemes, decommissioned one and reconfigured four schemes in line with identified needs in the last LCP
- agreed to commission slippage projects to support Domestic Abuse, Mental Health, Young People (care leavers), Substance mis-user's, Homelessness (shared housing) and generic support to contribute towards tackling the impact of welfare benefit reform through the Community Wellbeing coaches.

Specific priorities are in development based on need evidenced through a variety of sources. Specific details of services to take forward the above investment / disinvestment priorities are now in development.

To achieve Aim 2.

**a) the Supporting People Planning Group has:**

- Fully embraced the Regional Collaborative Committee and its function.
- Commissioned a regional substance misuse project
- Supported regionalisation of processes including the Single Access Point, desk top audit process and regional commissioning

**b) the Supporting People Team has:**

- Hosted the regional worker for the Regional Collaborative Committee.
- Developed a regional action plan to support regional working across the region
- Developed and maintained local service provider and landlord fora to feed into both the local Partnership and the Regional Collaborative Committee.

To achieve Aim 3.

**a) the Supporting People Planning Group has:**

- Funded the strategic relevance review of all SP services

- Supported implementation of the recommendations from the review
- Supported regionalisation through sharing information on the strategic relevance review with the RCC

**b) the Supporting People Team has:**

- Developed an implementation plan to support the review
- Worked in partnership with the reviewing officer to evaluate schemes in line with the recommendations of the review
- Consulted with providers and partners in order to inform the implementation of the review

**B) PRIMARY AIMS FOR THE SUPPORTING PEOPLE PARTNERSHIP 2015-18**

The SPPG has agreed the following Primary Aims for the year 2015-16:

- 1. To complete the work of distributing SP resources in line with proposed budgets and cuts over the period 2015-2018**
- 2. To continue to implement the new regional structure introduced following the review of Supporting People and its recommendations.**
- 3. To implement the recommendations of the strategic relevance review**
- 4. To identify opportunities for regional commissioning**

In determining these Aims, the SPPG has made reference to:

- LCP
- SAP Data
- Current service/funding distribution data
- MTCBC Strategic Plans.
- Needs data from other sources including the Housing Needs Group
- Regional needs information

To achieve Aim 1 we will:

- Work with providers to identify opportunities for reconfiguration and efficiency savings

- Work with regional providers to identify opportunities for regional working
- Work with existing local providers to ascertain the risk of cutting Supporting People services
- Support relevant agencies to participate fully in the Needs Mapping Process
- Record and monitor numbers of referrals received per client group and per agency
- Maintain information about existing service capacity and occupancy
- Share information with key strategic and operational groups

To achieve Aim 2 we will:

- Fully embrace the Regional Collaborative Committee and its function.
- Continue to develop sub groups to progress the work outlined in the RCC Action plan.
- Support the implementation of regional pilots
- Link to Regional Provider fora to discuss issues and identify and respond to concerns
- Develop and maintain local service provider and landlord fora to feed into both the local Partnership and the Regional Collaborative Committee.

To achieve Aim 3 we will:

- Work in partnership with providers, contracting, commissioning and procurement colleagues to ensure consultation on the recommendations
- Work in partnership with the RCC as part of the Cwm Taf Region to discuss implementation of the recommendations

To achieve Aim 4 we will:

- Utilise a number of needs sources when analysing the level of service required in the region
- Explore possibilities for regional commissioning in line with the recognised need

## **PART TWO: NEEDS MAPPING**

### **SUMMARY OF NEEDS ASSESSMENT**

Information contributing to the Needs Assessments has been derived from various sources using different methods.

#### **1. Individual Needs Assessment Mapping.**

Individual Supported Housing Needs are registered via the SAP central referral system and analysed by the Supporting People Team. 507 referrals were received over the period 1<sup>st</sup> of April 2013- 31<sup>st</sup> of March 2014. Of these referrals 283 were female and 224 were male.

#### **2. Strategic Planning Framework**

The Local Commissioning Plan has considered the priorities outlined by the Housing needs group in its planning for the next three years. It has also endeavoured to align its priorities with the single integrated plan as outlined below.

A number of the strategic and operational planning groups for Supporting People are being re-established including the Single Access Point (SAP) operational and strategic group, the homelessness forum and the young people's planning group.

A number of consultation activities have been held across the region to explore commissioning and priority setting. These have been held in partnership with providers and referral agencies to commission schemes that meet the need within the region and the Local Authority.

#### **3. Research, Strategies, Policy Documents and legislative changes**

##### **a) Service Evaluations**

A number of service evaluations have been conducted during 2014-15. these include a review of the domestic abuse floating support, disability floating support service and the community wellbeing coaches. A right sizing exercise has also been undertaken on all Learning Disability schemes across the borough. These evaluations have assisted in the implementation of the recommendations from the strategic relevance review.

##### **b) Welfare reform**

The supporting People planning group has received regular updates on the changes to the Welfare Benefit systems. The Supporting People team are also in contact with providers to ascertain what activities have been undertaken by each to prepare their service users for the impact of universal Credit.



### c) **The Single Plan**

The Single Plan has integrated the strategic plans into one Single Plan. The priorities included within the Single Plan will help form future planning for SP services within the Borough. The priorities are outlined below:

**Priority Outcome 1:** People in Merthyr Tydfil have the opportunity and aspiration to learn and develop their skills to maximise their potential.

**Priority Outcome 2:** People in Merthyr Tydfil benefit from a strong, sustainable and diverse economy.

**Priority Outcome 3:** People, who live and work in Merthyr Tydfil, are supported to enjoy a healthier and better quality of life.

**Priority Outcome 4:** People enjoy a vibrant, attractive, safe and sustainable environment in which to live, work, play and visit.

## **PART THREE - EFFICIENCIES**

### **The Strategic Relevance Review**

The SPPG commissioned a strategic relevance review of all SP funded services across the region. This was conducted in order to ascertain that funding was being committed appropriately and identify efficiencies. The strategic relevance review identified the following recommendations:

#### **E1 People Fleeing Domestic Abuse**

##### **Recommendations**

SPPG should continue to operate the current services.

SPPG should review both services but the review of Llamau should be carried out when the new refuge has opened.

#### **E2 People with a Learning Disability**

##### **Recommendations**

The SPPG should consider if the services meet the eligibility criteria contained in the Supporting People Programme Grant Guidance.

The SPPG should reconsider its decision of 2005 and consider the 21 hour rule.

#### **E3 People with Mental Health Issues**

##### **Recommendations**

The SPPG should reconsider its decision in 2007 relating to people covered by Section 117 Mental Health Act 1983. In considering this they need to be aware of paragraph 3.17 of The Supporting People Programme Grant Guidance.

SPPG needs to work with MTHA and Gofal to make better use of Taff Vale Court as a matter of urgency.

SPPG needs to resolve the issues around Phillips Terrace.

SPPG needs to consider if it wishes to ring fence the savings from Thomastown House to ensure they are spent on services for people with mental health issues.

#### **E4 People with Alcohol Dependency & E5 People with Drug Dependency**

##### **Recommendation**

SPPG needs to develop services for this client group as a matter of urgency.

## E7 People with a Physical Disability

### **Recommendations**

SPPG should carry out a review of the Floating Support Scheme as a matter of urgency.

The SPPG should consider if the other services meet the eligibility criteria contained in the Supporting People Programme Grant Guidance.

The SPPG should revisit its decision in 2005 and consider the 21 hour rule.

## E8 Young single homeless/leaving care

### **Recommendations**

SPPG should continue to operate the current services and the new hostel.

SPPG should not introduce any more services for this client group in the next three years

## E9 Ex-Offenders

### **Recommendations**

SPPG should continue to operate this service.

SPPG should consider funding additional places if there is increased numbers of people requiring this service after the Housing (Wales) Bill is implemented.

## E10 People who are Homeless

### **Recommendation**

SPPG should continue to operate all of these this services and may need to look to introduce additional services in the future.

## E12 Vulnerable Single Parents

### **Recommendation**

SPPG should investigate if a service should be provided to this client group.

## E14 Older People

### **Recommendations**

SPPG need to look at the operation and payment of Lifeline/Piper Haven.

SPPG need to move towards implementation of recommendation 19 of the Alyward Review.

SPPG need to consider, in its model for accommodation services, if Extra Care should be included in the model.

### New Welsh Legislation

#### **Recommendation**

SPPG need to monitor these two pieces of legislation to be able to respond to any challenges they may present.

#### General Recommendations

SPPG should carry out an audit of staff employed in each of the services funded by supporting people.

SPPG should investigate why, with the exception of E7, there has been a significant drop in the number of people applying for Supporting People Services via the data collection system.

SPPG should consider how it selects services for reviews, i.e. by provider or by service category.

All of the recommendations were accepted by the Supporting People Planning Group and work is ongoing to implement each recommendation.

## Individual Needs Assessment Information

### Basic Details

	No. Completed	%
Men	224	44.18%
Women	283	55.82%
Children under 16	0	0.00%
<b>TOTAL</b>	<b>507</b>	<b>100%</b>

### Age Range

	Men		Women		Total	
	Number	%	Number	%	Number	%
Under 16	0	0.0%	2	1.2%	2	0.6%
16-25	32	23.2%	44	25.6%	76	24.5%
25-40	50	36.2%	48	27.9%	98	31.6%
40-60	39	28.3%	51	29.7%	90	29.0%
60 and over	17	12.3%	27	15.7%	44	14.2%
Not known	0	0.0%	0	0.0%	0	0.0%
<b>TOTAL</b>	<b>138</b>	<b>100%</b>	<b>172</b>	<b>100%</b>	310	<b>100%</b>

### Current Accommodation

	Men		Women		Total	
	Number	%	Number	%	Number	%
Fixed Abode	145	65.3%	182	65.0%	327	65.1%
No Fixed Abode	45	20.3%	26	9.3%	71	14.1%
Local Authority Care	1	0.5%	5	1.8%	6	1.2%
Armed forces	0	0.0%	0	0.0%	0	0.0%
Prison	7	3.2%	6	2.1%	13	2.6%
Hospital-medical	1	0.5%	1	0.4%	2	0.4%
Hospital-psychiatric	0	0.0%	0	0.0%	0	0.0%
Bed and Breakfast	17	7.7%	7	2.5%	24	4.8%
Hostel	0	0.0%	0	0.0%	0	0.0%
Refuge	0	0.0%	52	18.6%	52	10.4%
Not Known	6	2.7%	1	0.4%	7	1.4%
<b>TOTAL</b>	<b>222</b>	<b>100%</b>	<b>280</b>	<b>100%</b>	<b>502</b>	<b>100%</b>

### If a Fixed Abode

	Number	%
Local Authority	0	0.0%
Housing Association	186	56.9%
Private Rented	73	22.3%
Home Owner	16	4.9%
With Parents	22	6.7%
With Other Relatives	15	4.6%
With friends	5	1.5%
With Partner	0	0.0%
Supported Accommodation	4	1.2%
Other	6	1.8%
<b>TOTAL</b>	<b>327</b>	<b>100%</b>

## Rough Sleeping

### Accommodation Prior to Sleeping Rough

	Men		Women		Total	
	Number	%	Number	%	Number	%
Fixed Abode	1	50%	0	0%	1	50%
No Fixed Abode	0	0%	0	0%	0	0%
Local Authority Care	0	0%	0	0%	0	0%
Armed forces	0	0%	0	0%	0	0%
Prison	0	0%	0	0%	0	0%
Hospital-medical	0	0%	0	0%	0	0%
Hospital-psychiatric	0	0%	0	0%	0	0%
Don't know	1	50%	0	0%	1	50%
<b>TOTAL</b>	<b>2</b>	<b>100%</b>	<b>0</b>		<b>2</b>	<b>100%</b>

### Issues Relevant to Housing

	Men		Women		Total	
	Number	%	Number	%	Number	%
Restricted Mobility	0	0	0	0	0	0
Health Issues	0	0	0	0	0	0
Sexuality	0	0	0	0	0	0
Safety	0	0	0	0	0	0
<b>TOTAL</b>	<b>0</b>	<b>0</b>	<b>0</b>	<b>0</b>	<b>0</b>	<b>0</b>

### Ethnicity

	Men		Women		Total	
	Number	%	Number	%	Number	%
White	233	61.0%	72	31.4%	305	44.7%
Mixed	1	0.2%	2	0.9%	3	0.4%
Asian/Asian British	0	0.0%	0	0.0%	0	0.0%
Black/Black British	0	0.0%	0	0.0%	0	0.0%
Other	0	0.0%	1	0.4%	1	0.1%
Not stated	220	48.5%	154	67.2%	374	54.8%
<b>TOTAL</b>	<b>454</b>	<b>109.68%</b>	<b>229</b>		<b>683</b>	<b>100.0%</b>

### Religion

	Men		Women		Total	
	Number	%	Number	%	Number	%
C of E	10	0.0%	12	0.0%	0	0%
Buddhist	0	0.0%	1	0.0%	0	0%
Christian	45	66.2%	61	21.6%	106	96.4%
Methodist	0	0.0%	1	0.4%	0	0%
Baptist	0	0.0%	1	0.4%	0	0%
Welsh Baptist	0	0.0%	1	0.4%	0	0%
Spiritualist	0	0.0%	4	1.4%	0	0%
Catholic	9	13.2%	10	3.5%	0	0%
Atheist	2	2.9%	0	0.0%	2	2%
Nostic	1	1.5%	0	0.0%	1	1%
Pagan	1	1.5%	0	0.0%	1	1%
Not Stated	0	0.0%	191	67.7%	0	0%
<b>TOTAL</b>	<b>68</b>	<b>85%</b>	<b>282</b>	<b>95%</b>	<b>110</b>	<b>100%</b>

### Preferred Area

	Men	Women	TOTAL
This Authority	213	249	462
Don't know	7	24	31
<b>Another Area: (see below)</b>			
Bargoed	1	0	1
Blackwood	0	1	1
Cynon Valley	1	0	1
Rhondda Valley	1	6	7
Taff Ely	0	1	0
<b>TOTAL</b>	<b>223</b>	<b>281</b>	<b>503</b>

### Homeless hostel Breakdown of needs

#### Referrals

		%
Number of referrals	460	96.03%
Out of Borough referrals	19	3.97%
<b>TOTAL</b>	<b>479</b>	<b>100%</b>

#### Breakdown by area

	Number	%
RCT	5	26.3%
Caerphilly	4	21.1%
Ebbw Vale	1	5.3%
Torfaen	1	5.3%
Bridgend	7	36.8%
Blaenau Gwent	1	0.0%
<b>TOTAL</b>	<b>19</b>	<b>95%</b>

#### Referrals

		%
Self referrals	12	3.82%
Agency referrals	302	96.18%
<b>TOTAL</b>	<b>314</b>	<b>100%</b>

#### Agency Referrals

	Number	%
Barnardos	4	0.6%
Merthyr Homelessness Dept	130	20.9%
Adref	153	24.6%
Age Concern	17	2.7%
BAWSO	20	3.2%
CDAT	1	0.2%
CHMT	8	1.3%
Drug Aid	1	0.2%
Gellideg	1	0.2%
Gofal	27	4.3%
Hafod	1	0.2%
Heath	1	0.2%
HHA	1	0.2%

Housing	130	20.9%
IAS	16	2.6%
ICS	11	1.8%
IFS	1	0.2%
Llamau	16	2.6%
MIND	1	0.2%
Social Service	6	1.0%
MTHA	24	3.9%
MWS	34	5.5%
N/K	1	0.2%
NHS	1	0.2%
Rhodda HA	1	0.2%
Self Referrals	12	1.9%
Streetsmart	1	0.2%
Victim Support	1	0.2%
YOT	1	0.2%
<b>TOTAL</b>	<b>622</b>	<b>84%</b>

#### Gender representation - breakdown of referrals

		%
Men	244	46.30%
Women	283	53.70%
<b>TOTAL</b>	<b>527</b>	<b>100%</b>

#### Ethnic Monitoring

Black	0
White	472
Other	0
<b>TOTAL</b>	<b>472</b>

#### Ethnic Origins

Arabic	1
British	3
British Asia	1
Chinese	1
Czech	1
Jamacian	1
Polich	5
Portuguese	3
N/K	22
<b>TOTAL</b>	<b>38</b>



### Support Needs

Drug Issues	23
Alcohol Issues	40
Learning Disabilities	35
Mental Health Issues	89
Physical Mobility	27
Sensory Impairment	10
Chronic Illness	7
Care Leaver	0
Ex Offenders	16
Domestic violence	82
<b>TOTAL</b>	<b>329</b>

### Breakdown of referrals to other agencies to address support issues

3G	1
Adref	12
S Smart	1
Adref Probation	1
After Care	1
Age Concern	1
Barnardos	14
BAWSO	5
CAMHS	1
Cardiff & Vale Health Trust	1
CDAT	9
Children Services	18
Church	1
Drug Aid	9
Education	1
Gellideg Foundation	2
Gofal	2
Health	5
Homelessness	1
Housing	1
IAS	9
CMHT	25
Dart	9
Llamau	3
MIND	5
MVH	1
Tenancy Support	34
<b>TOTAL</b>	<b>173</b>

### Referral Age Breakdown

	Men		Women		Total	
	Number	%	Number	%	Number	%
18 -21	28	13.5%	40	15.7%	68	14.8%
21 -29	72	34.8%	70	27.6%	142	30.8%
30 - 39	47	0.0%	69	27.2%	116	0.0%
40 - 49	38	0.0%	48	18.9%	86	0.0%
50 - 59	22	0.0%	27	10.6%	49	10.6%
<b>TOTAL</b>	<b>207</b>	<b>48.31%</b>	<b>254</b>		<b>461</b>	<b>56.2%</b>

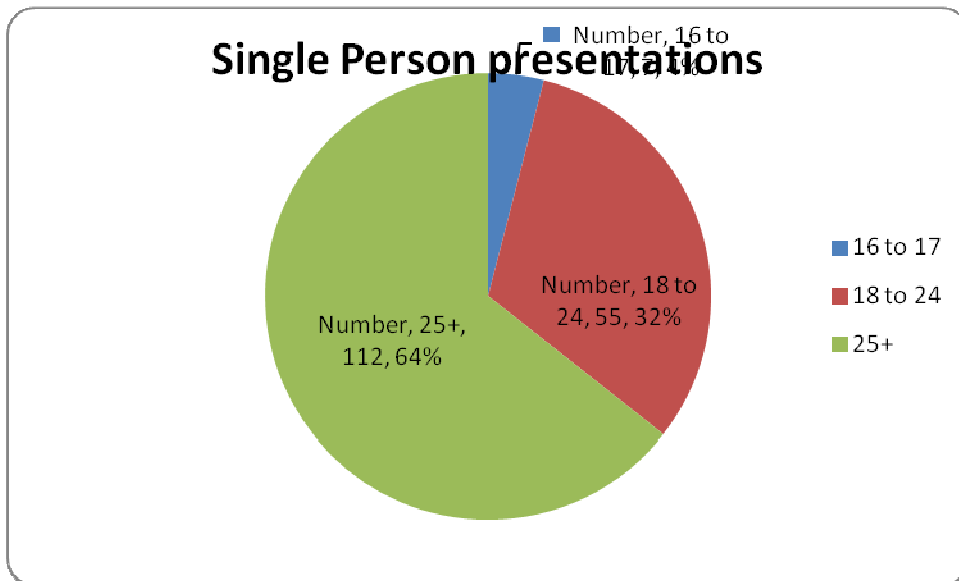
(Number of People who recorded an issue in relation to the categories listed below)

Type and Level of Need

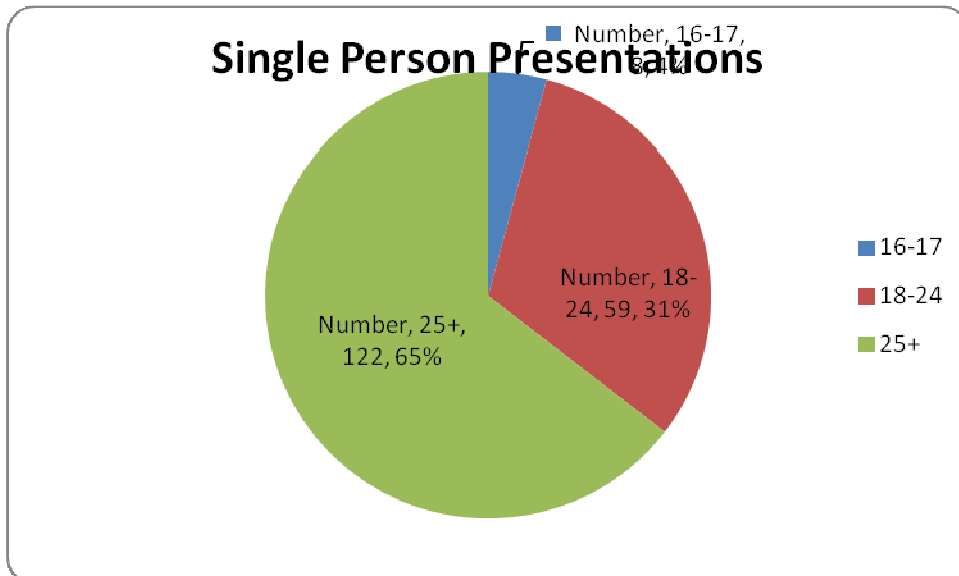
		MODERATE ISSUES				SERIOUS ISSUES				TOTALS				LEAD ISSUE				TOTALS	
		M		F		M		F		M		F		M		F		(LEAD ISSUE)	
		No	%	No	%	No	%	No	%	No	%	No	%	No	%	No	%	No.	%
E1	Domestic Abuse	1	0.62%	16	7.14%	0	0.00%	65	23.72%	1	0.27%	81	16.27%	0	0.00%	65	23.72%	65	13.49%
E2	Learning Disabilities	13	8.02%	7	3.13%	12	5.77%	3	1.09%	25	6.76%	10	2.01%	12	5.77%	3	1.09%	15	3.11%
E3	Mental Health	39	17.41%	50	22.32%	31	14.90%	47	17.15%	70	18.92%	97	19.48%	31	14.90%	47	17.15%	78	16.18%
E4	Alcohol Issues	16	9.88%	24	10.71%	1	0.48%	2	0.73%	17	4.59%	26	5.22%	1	0.48%	2	0.73%	3	0.62%
E5	Drug Use	11	6.79%	12	5.36%	0	0.00%	0	0.00%	11	2.97%	12	2.41%	0	0.00%	0	0.00%	0	0.00%
E6	Refugee	0	0%	0	0%	6	0%	4	1%	6	2%	4	1%	6	0%	4	1%	10	0%
E7	Physical Mobility	8	4.94%	9	4.02%	6	2.88%	4	1.46%	14	3.78%	13	2.61%	6	2.88%	4	1.46%	10	2.07%
E8	Young and Vulnerable	14	8.64%	23	10.27%	5	2.40%	12	4.38%	19	5.14%	35	7%	5	2.40%	12	4.38%	17	3.53%
E9	Criminal Justice	11	6.79%	5	2.23%	0	0.00%	0	0.00%	11	2.97%	5	1.00%	0	0.00%	0	0.00%	0	0.00%
E10	Homeless/Potentially Homeless	27	16.67%	40	17.86%	13	63.46%	11	40.15%	15	42.97%	15	30.12%	13	63.46%	11	40.15%	242	50.21%
E11	Chronic Illness	3	1.85%	0	0.00%	0	0.00%	4	1.46%	3	0.81%	4	0.80%	0	0.00%	4	1.46%	4	0.83%
E12	Single Parent	2	1.23%	32	14.29%	4	0%	12	4.38%	6	1.62%	44	8.84%	4	0%	12	4.38%	16	3.32%
E13	Brain Injury	2	1.23%	1	0.00%	0	0.00%	0	0.00%	2	0.54%	1	0.20%	0	0.00%	0	0.00%	0	0.00%
E14	Older Persons	9	5.56%	4	1.79%	11	5.29%	8	2.92%	20	5.41%	12	2.41%	11	5.29%	8	2.92%	19	3.94%
E15	Sensory Impairment	6	3.70%	1	0%	0	0.00%	3	1%	6	1.62%	4	1%	0	0.00%	3	1%	3	0.62%
	<b>TOTALS</b>	162		224		208		274		370		498		208		274		482	

## Housing Statistics

In 2013/2014 there were a total of 242 presentations, 174 of these were single person households. These can be broken down into age groups:

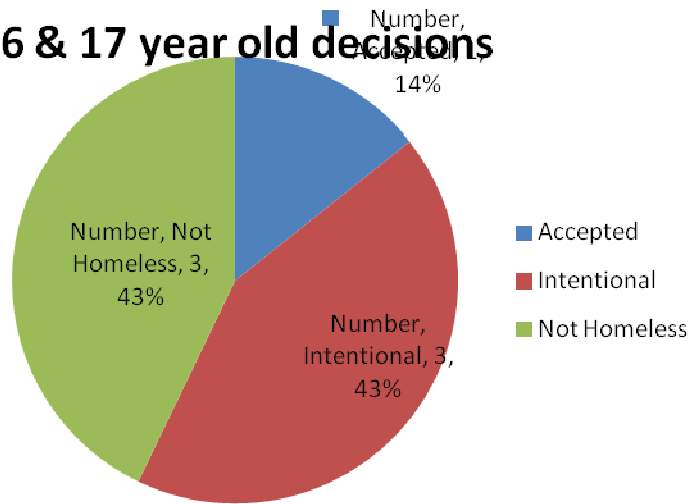


In 2012/13 there were a total of 324 presentations, 189 of these were single person households. This can also be broken down into age groups:

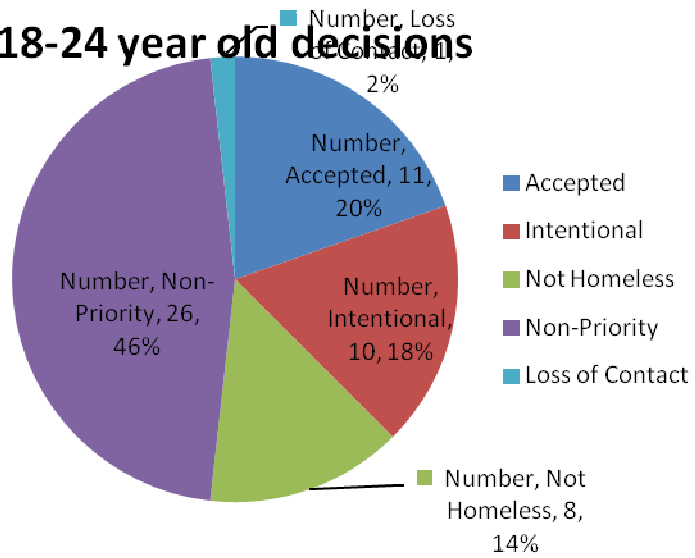


For 2013/14 the homelessness decisions can be broken down in age group in the following two pie graphs.

### 16 & 17 year old decisions



### 18-24 year old decisions



## **SUPPLY MAPPING**

<b>Project</b>	<b>Provider</b>	<b>Landlord</b>	<b>Model</b>	<b>Client Group</b>	<b>Capacity</b>	<b>Spaces utilised</b>	<b>Occupancy</b>
Local Authority Tenancy Support Scheme (LATSS).	Adref	NA	Floating Support	E10 (et al)	15	40	267%
Merthyr Tydfil Tenancy Support	Adref	NA	Floating Support	E10 (et al)	6	10	167%
Sustain	Adref	NA	Low Level Floating Support	E10 (et al)	20	36	180%
Sustain Two Scheme commenced August 1 <sup>st</sup> 2013	Adref	NA	Low Level Floating Support	E10 (et al)	20	27	135%
Merthyr Tydfil New Start (One and Two).	Adref	NA	Intensive Floating Support	E9	8	16	200%
*Prison In reach From August 1 <sup>st</sup> 2013	Adref	NA	*FS (prison visits and advice etc.)	E9	8	*25	313%
Garth Villas	Adref	MTHA	Direct Access	E10 (et al)	10	70	700%
Floating Support	Barnardo's	Dispersed	FF	Young People	16	24	150%
Floating Support	Barnardo's	Dispersed	FF	Young People	12	23	192%
Abernant-Y-Gethin	Drive	UWHA	Supported Living	L.D	2	3	150%
Glynne Jones Court	Drive	MTHA	Supported Living	L.D	3	3	100%

Phillips Terrace	Drive	UWHA	Supported Living	M.H	2	2	100%
Ty Gwaenfarren, Gurnos <sup>1</sup>	Drive	WALES & WEST	Supported Living	M.H	1	1	100%
M7 Pant Close	Drive	MVH	Supported Living	L.D	1	1	100%
Pantyyfyn road	Drive	Hafod	Supported Living	L.D	1	1	100%
White Horse Court	Drive	MTHA	Supported Living	L.D	1	1	100%
Wyndham Street	Drive	MTHA	Supported Living	L.D	1	1	100%
4 Laburnum Close	Drive	MVH	Supported Living	L.D/ ABI	1	1	100%
19/20 Barracks Row	Drive	HAFOD	Supported Living	L.D	5	5	100%
Sweetwater Park	Drive	Private	Supported Living	L.D/ ABI	1	1	100%
Ty Cwm	Hafod	Hafod		Older persons	60	60	100%
KRC	MTHA	MTHA	Sheltered Scheme	Older people	43	43	100%
Cae'r Wern	MV Homes	MV Homes	Shelt	E14	40	47	117%
Greenwood Close	MV Homes	MV Homes	Shelt	E14	27	28	104%
Haven Close	MV Homes	MV Homes	Shelt	E14	30	35	117%
St Tydfil's Crt	MV Homes	MV Homes	Shelt	E14	58	63	108%

Horeb Close	MV Homes	MV Homes	Shelt	E14	28	29	103%
Rhyd Fach	MV Homes	MV Homes	Shelt	E14	21	21	100%
Floating Support	MV Homes	MV Homes	Floating Support	Various	17	37	218%
36 Maes y Garreg	RCS LTD	MTCBC		Physical Disability	1	1	100%
Bodalaw	WWH	WWH	OP	E14	24	25	104%
Ty Brynseion	WWH	WWH	OP	E14	39	48	123%
Ty Gwynfarren	WWH	WWH	OP	E14	41	48	117%
Ty Pontrhun	WWH	WWH	OP	E14	45	50	111%
Merthyr Womens Services	Llamau	Wales & West	Refuge	Women & Children	5 women and up to 15 children	56 Women	1120%
Craig yr Hendre	Hafod Housing	Hafod Housing	Shelt.	E14	21	22	105%
Supporting People	Age Connects Morgannwg		Older Person Floating Support	E14	40	40	100%
MTHA FS	Gofal	Various	Floating Support	E3	6	9	150%
MT TSS	Gofal	Various	Floating Support	E3	15 (5 extra spaces awarded in April 14)	22	146%
Endeavour	Gofal	Various	Floating Support	E3	18	34	189%

Taff Vale	Gofal	MTHA	Supported Housing	E3	4	4	100%
GNC	Llamau	MTHA	Supported Housing	Young People	4	8	200%
Flooks	Llamau	MTHA	Supported Housing	Young People	4	6	150%
Floating Support for Homeless Young People	Llamau	N/A	Floating Support	Young People	5	3.25	65%
Women's Floating Support Scheme	Bawso	Council, Social and Private landlords	Floating Support	Female Victims of domestic Abuse	15	48	320%
Lifeline "Peace of Mind" Service	MTCBC	Various	Alarm	All	390	865	222%
Lifeline Piper Haven	MTCBC	Various	Alarm	All	25	544	2176%



## SERVICE GAPS

Client Group	Code	Needs Recorded						LEAD NEED					
		2009-10	2010-11	2011-12	2012-13	2013-14	5 yr. ave.	2009-10	2010-11	2011-12	2012-13	2013-14	5 yr. ave.
Domestic Abuse	E1	125	152	126	41	251	139	115	125	100	22	65	85.4
Learning Disabilities	E2	29	20	24	17	53	28.6	11	5	9	2	15	8.4
Mental Ill Health	E3	84	98	82	77	166	101.4	37	37	28	29	78	41.8
Alcohol Dependency	E4	39	31	33	23	72	39.6	2	1	4	1	3	2.2
Drug Dependency	E5	45	42	47	18	92	48.8	3	9	2	0	0	2.8
Refugees	E6	1	0	1	0	2	0.8	0	0	0	0	10	2
Physical Disability	E7	30	35	42	40	72	43.8	17	17	21	24	10	17.8
Young People/Leaving Care	E8	90	105	62	27	152	87.2	49	71	31	16	17	36.8
Ex-Offenders	E9	41	42	48	29	89	49.8	13	10	5	4	0	6.4
Homeless	E10	191	236	470	199	661	351.4	131	181	434	169	242	231.4
Chronic illness	E11	4	14	11	12	15	11.2	1	2	3	1	4	2.2
Vulnerable Single Parents	E12	71	74	46	20	117	65.6	6	9	5	5	16	8.2
Brain Injury	E13	1	6	5	0	6	3.6	1	2	2	0	0	1
Older people	E14	32	31	37	38	69	41.4	26	19	18	21	19	20.6
Sensory Impairment	E15	6	7	7	9	13	8.4	0	2	4	0	3	1.8
Generic	All	0	0	0	0		0	0	0	0	0		0
<b>Total</b>		<b>789</b>	<b>893</b>	<b>1041</b>	<b>550</b>	<b>1830</b>	<b>1020.6</b>	<b>412</b>	<b>490</b>	<b>666</b>	<b>294</b>	<b>482</b>	<b>468.8</b>

## **PART FOUR: CONSULTATION EVIDENCE**

The LCP has been taken to Merthyr Tydfil SPPG in its various draft forms. The final draft of the LCP is agreed by SPPG and the RCC before submission to MTCBC Cabinet for ratification.

Merthyr Tydfil SPPG consists of a partnership approach between statutory agencies, third sector providers and housing associations. The priorities outlined in the LCP have also been discussed at a regional level in the RCC.

A service user consultation framework has been developed and agreed across the region. The priorities of the LCP have been agreed in partnership with providers who are encouraged to utilise their service user involvement processes to enable them to share service user feedback.

The Cwm Taf Engagement Hub will be utilised to consult on the strategy with the Citizens Panel and any other individual who had an interest in commenting on the plan following ratification by Full Council.

## **PART FIVE: PRIORITIES FOR DEVELOPMENT**

### **DETAILS OF SERVICE USER GROUPS THAT ARE A PRIORITY**

The SPPG has worked alongside the Housing needs group to determine priorities for 2013-15. The Housing Needs group identified as a priority:

- Homeless
- Young People/Leaving Care
- Domestic Abuse
- Older People
- And individuals with complex needs

In line with needs data the SPPG has agreed to prioritise the following vulnerable groups for SP investment in 2015-16:

- Learning Disabilities
- Substance misuse
- Single People with Support needs
- Ex-Offenders

In response to the proposed cuts to SP budgets in 2015/16 SPPG have strategically reviewed each of its funded schemes. This review process identified a number of areas for reconfiguration in order to meet the demands on the budget. Funding has been more appropriately aligned in order that schemes are receiving appropriate funding levels. SPPG have also explored efficiency savings in order to meet identified needs across the county borough and the region. This has enabled schemes to be commissioned despite a reduction in budgets.

**The project proposals outlined below evidence how the SPPG has prioritised the above E number groups needs:**

## **PART SIX: SERVICE DEVELOPMENTS**

### **PROPOSALS**

#### **A) SUMMARY LIST OF PRIORITIES – SERVICE DEVELOPMENTS**

Current priorities for development to address unmet need based on needs data include:

#### **SPPG FUNDED PROJECTS 2014-15**

<b>Project</b>	<b>Provider</b>	<b>Landlord</b>	<b>Model</b>	<b>Client Group</b>	<b>Capacity</b>	<b>Revenue Needed</b>
Substance Misuse FS	Gwalia	Dispersed	FS	E4 / E5	3	£66,312.00
Shared Accommodation FS	Adref	Dispersed	FS	E10	5	£36,744.00
New Start In reach	Adref	Dispersed	FS	E9	4	£17,428.00
Gellideg Shared Accommodation	Drive	MVH	SA	E2	2	£19,335.68
<b>Total</b>						<b>£139,819.68</b>

At time of writing the following projects have been identified for decommissioning in 2015-16.

**SPPG FUNDED PROJECTS 2014-15**

<b>Project</b>	<b>Provider</b>	<b>Landlord</b>	<b>Model</b>	<b>Client Group</b>	<b>Capacity</b>	<b>Revenue Released</b>
Community Wellbeing Coaches	CWBC	Dispersed	FS	E10	30	£30,026.22
Disability FS	Voyage	Dispersed	FS	E7, E2, E15	18	£45,086.00
<b>Total</b>						<b>£75,112.22</b>

### C) SUMMARY LIST OF PRIORITIES – REMODELLING EXISTING PROJECTS

At time of writing the following projects has been identified for remodelling in 2015-16 in order to better meet the priorities identified through needs mapping.

#### **SPPG FUNDED PROJECTS 2014-15**

<b>Project</b>	<b>Provider</b>	<b>Landlord</b>	<b>Model</b>	<b>Client Group</b>	<b>Capacity</b>	<b>Revenue Needed</b>
Women's FS (reduction of 5 spaces)	BAWSO	Dispersed	FS	E1	Reduction of 5 spaces	-£14,787.18
Mental health TS	Gofal	Dispersed	FS	E3	Reduction of 5 spaces	-£10,638.00
Endeavour	Gofal	Dispersed	FS	E3	Reduction of 8 spaces	-£17,224.61
Older People's FS	Age Connects Morgannwg	Dispersed	FS	E14	Reduction of 16 spaces	- £22,000
Sustain Expansion	Adref	Dispersed	FS	E10	Reduction of 20 spaces	- £43,013.69
<b>Total</b>						<b>-£107,663.48</b>

## **PART SEVEN: EQUALITY IMPACT ASSESSMENT**

An equality impact assessment was conducted on the Local Commissioning Plan.

A copy of the assessment is available on request.

## **PART EIGHT: SPEND PLAN FOR FORTHCOMING YEAR**

	Fixed Site (Accommodation Based)						Floating (Community Based)						Total
	Client Units	Less than 6 Months	Client Units	6 to 24 Months	Client Units	24 Months plus	Client Units	Less than 6 Months	Client Units	6 to 24 Months	Client Units	24 Months plus	
Client Spend Category (The category to which the service is primarily focused)	Numbers	£	Numbers	£	Numbers	£	Numbers	£	Numbers	£	Numbers	£	£
Women experiencing Domestic Abuse	7	144,675.70	0	0.00	0	0.00	15	88,235.30	0	0.00	0	0.00	232,911.00
Men experiencing Domestic Abuse	0	0.00	0	0.00	0	0.00	0	0.00	0	0.00	0	0.00	0.00
People with Learning Disabilities	0	0.00	0	0.00	18	201,431.13	0	0.00	0	0.00	0	0.00	201,431.13
People with Mental Health Issues	0	0.00	0	0.00	6	39,297.31	16	77,615.60	0	0.00	12	34,259.76	151,172.67
People with Alcohol Issues	0	0.00	0	0.00	0	0.00	0	0.00	0	0.00	0	0.00	0.00



People with Substance Misuse Issues	0	0.00	0	0.00	0	0.00	3	65,947.28	0	0.00	0	0.00	65,947.28
People with Criminal Offending History	0	0.00	0	0.00	0	0.00	16	112,781.95	0	0.00	0	0.00	112,781.95
People with Refugee Status	0	0.00	0	0.00	0	0.00	0	0.00	0	0.00	0	0.00	0.00
People with Physical and/or Sensory Disabilities	0	0.00	0	0.00	4	63,457.77	0	0.00	0	0.00	0	0.00	63,457.77
People with Developmental Disorders (i.e. Autism)	0	0.00	0	0.00	0	0.00	0	0.00	0	0.00	0	0.00	0.00
People with Chronic Illnesses (including HIV,Aids)	0	0.00	0	0.00	0	0.00	0	0.00	0	0.00	0	0.00	0.00
Young People who are Care Leavers	0	0.00	3	14,523.68	0	0.00	0	0.00	0	0.00	0	0.00	14,523.68
Young People with Support Needs (16 to 24)	10	178,015.50	8	116,668.07	0	0.00	12	81,783.84	0	0.00	0	0.00	376,467.41
Single Parent Families with Support Needs	0	0.00	0	0.00	0	0.00	0	0.00	0	0.00	0	0.00	0.00

Families with Support Needs	0	0.00	0	0.00	0	0.00	0	0.00	0	0.00	0	0.00	0.00
Single People with Support Needs not listed above (25 to 54)	10	197,956.98	0	0.00	0	0.00	139	268,663.56	0	0.00	20	42,777.11	509,397.65
People over 55 years of age with Support Needs (this category must be exclusive of alarm services)	0	0.00	0	0.00	333	216,826.41	24	33,143.88	0	0.00	0	0.00	249,970.29
Generic/Floating Support/Peripatetic (tenancy support services which cover a range of user needs)													0.00
Alarm Services (including in sheltered/extra care)	0	0.00	0	0.00	25	7,335.30	0	0.00	0	0.00	390	57,215.33	64,550.63
Expenditure which does not directly link to the spend plan categories above	0	0.00	0	0.00	0	0.00	0	0.00	0	0.00	3	80,551.67	80,551.67
<b>TOTALS</b>	<b>27</b>	<b>520,648</b>	<b>11</b>	<b>131,192</b>	<b>386</b>	<b>528,348</b>	<b>225</b>	<b>728,171</b>	<b>0</b>	<b>0</b>	<b>425</b>	<b>214,803.87</b>	<b>2,123,163</b>