



Learner Destination Report for pupils from the Merthyr Tydfil schools

Overview

The following report provides an overview of the destinations of pupils from the Merthyr Tydfil schools who started their studies at the college in September 2016 and left the college in the summer of 2018.

Section 1 Total progression from the Merthyr Tydfil Schools

There were a total of **311** learners from the Merthyr Tydfil schools, who left the college in the summer of 2018. Of these 311 learners, 269 (86%) successfully progressed on to university, further learning at the same level or employment.

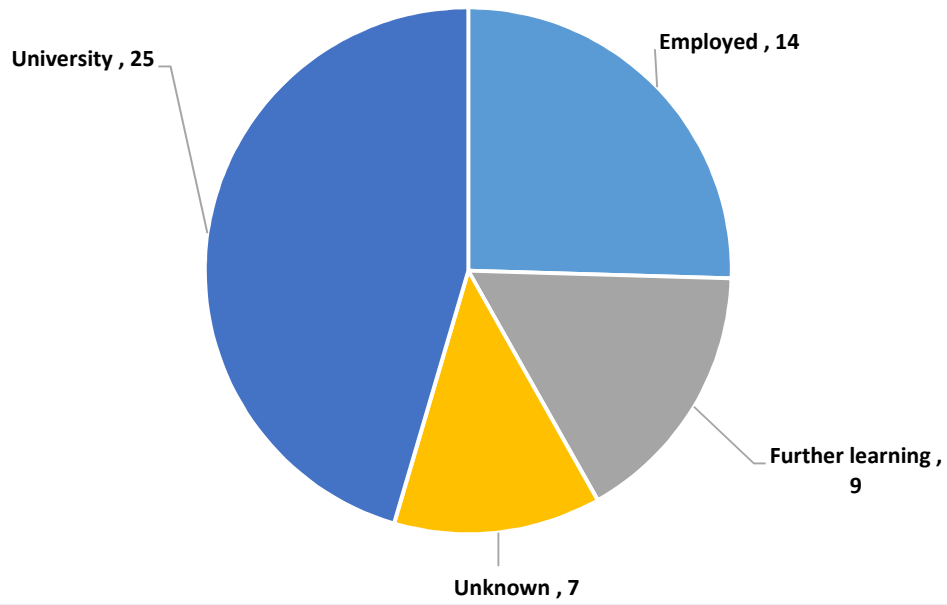
| School | No. successfully completed | No. successfully progressed on to higher or further learning or employment | % successful completion |
|----------------------|-----------------------------------|---|--------------------------------|
| Afon Taf | 55 | 48 | 87% |
| Bishop Hedley | 48 | 44 | 92% |
| Cyfarthfa | 158 | 134 | 85% |
| Penydre | 50 | 43 | 86% |
| Total | 311 | 269 | 86% |

Table 1: progression rates for learners from the Merthyr Tydfil schools

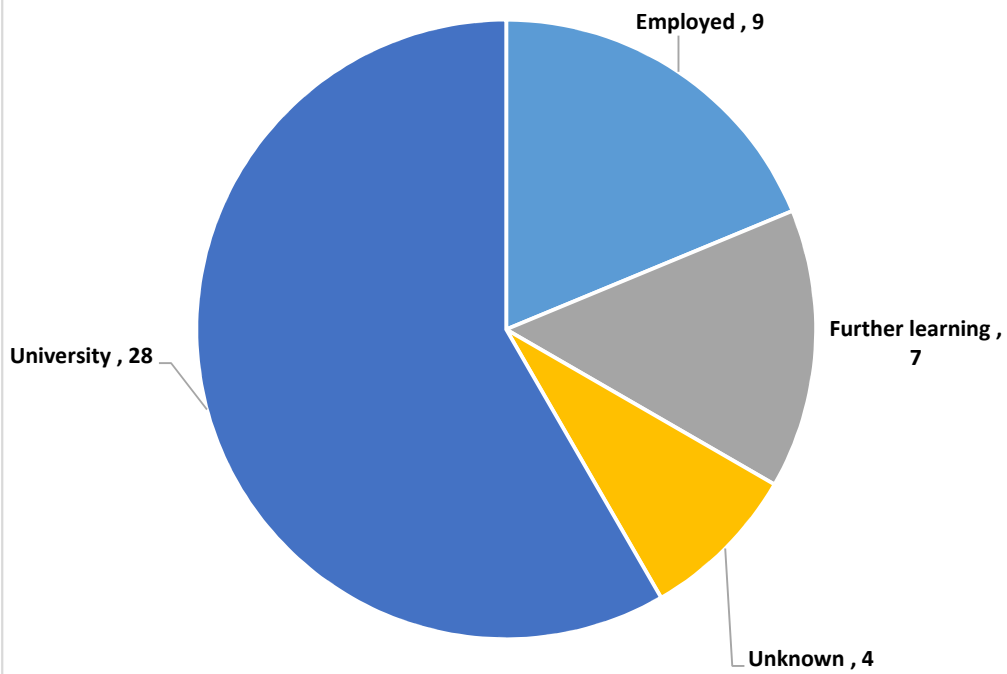
A detailed progression report showing the individual learner progressions by each school was provided to the Deputy Headteachers at the curriculum deputies meeting on 10th December.

To summarise, figures 1-4 overleaf provide a breakdown of the types of destinations for each individual school:

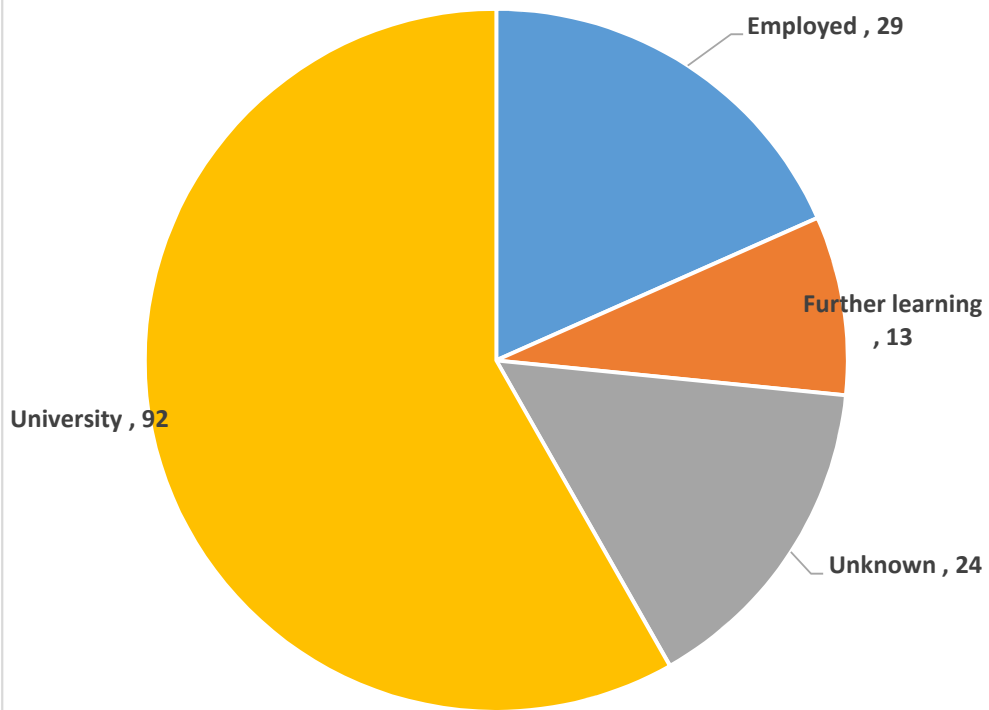
Afon Taf progression



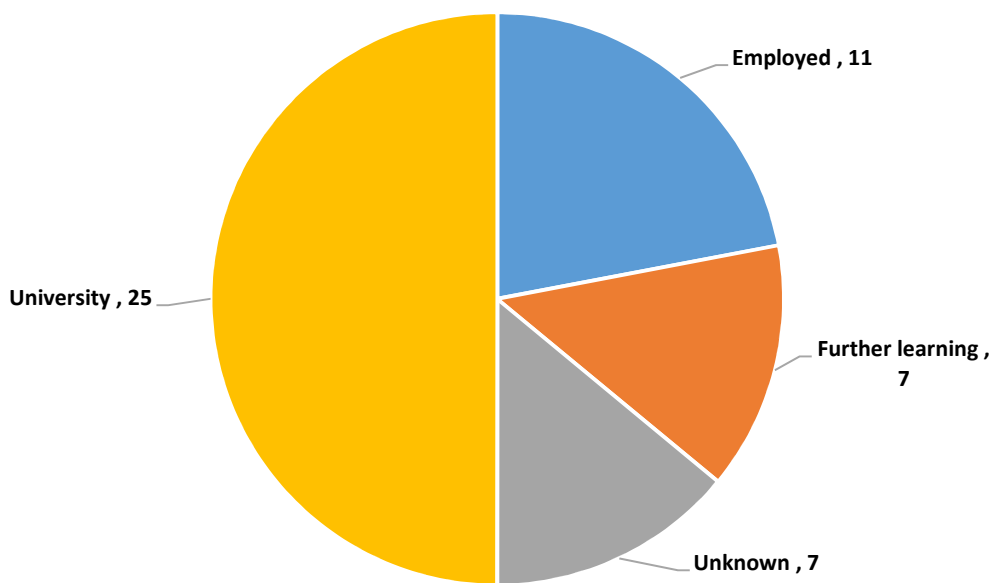
Bishop Hedley progression



Cyfarthfa destinations



Penydre destinations



Section 2 Progression on to university

170 (55%) of learners from the Merthyr Tydfil schools successfully progressed on to university. The courses with the highest progression rates were A levels, Information Technology, Sport, Business and CACHE Level 3.

| Area | Total no. of learners | No. from the Merthyr Tydfil schools | Progression on to Uni | % on to Uni |
|------------------------|-----------------------|-------------------------------------|-----------------------|-------------|
| A2 learners | 191 | 140 | 91 | 65% |
| Sport | 33 | 23 | 13 | 57% |
| Business | 25 | 18 | 11 | 61% |
| CACHE L3 | 19 | 15 | 11 | 73% |
| Information technology | 29 | 15 | 11 | 73% |
| Art and Design | 19 | 10 | 9 | 90% |
| Health and Social Care | 21 | 10 | 6 | 60% |
| Applied Science | 10 | 7 | 4 | 57% |
| Travel | 17 | 5 | 4 | 80% |
| Media Production | 13 | 7 | 3 | 43% |
| Performing Arts | 7 | 3 | 3 | 100% |
| Engineering | 24 | 19 | 2 | 11% |
| Public Services | 10 | 6 | 2 | 33% |
| Construction | 29 | 18 | | 0% |
| Beauty | 12 | 6 | | 0% |
| Hairdressing | 18 | 7 | | 0% |
| Music | 7 | 2 | | 0% |
| Total | 484 | 311 | 170 | 55% |

Section 3 Progression on to further learning at the same level

36 (12%) of learners from the Merthyr Tydfil schools progressed on to further learning at the same level. The highest numbers of these learners were in A levels where some learners are re-sitting their A2 year levels this year or they have progressed on to a level 3 apprenticeship course.

| Area | Total no. of learners | No. from the Merthyr Tydfil schools | Progression on to same level learning | % on to same level learning |
|-------------------------------|-----------------------|-------------------------------------|---------------------------------------|-----------------------------|
| A2 learners | 191 | 140 | 25 | 18% |
| Hairdressing | 18 | 7 | 3 | 43% |
| Sport | 33 | 23 | 1 | 4% |
| Information technology | 29 | 15 | 1 | 7% |
| Applied Science | 10 | 7 | 1 | 14% |
| Performing Arts | 7 | 3 | 1 | 33% |
| Engineering | 24 | 19 | 1 | 5% |
| Public Services | 10 | 6 | 1 | 17% |
| Beauty | 12 | 6 | 1 | 17% |
| Music | 7 | 2 | 1 | 50% |
| Business | 25 | 18 | 0 | 0% |
| CACHE L3 | 19 | 15 | 0 | 0% |
| Travel | 17 | 5 | 0 | 0% |
| Art and Design | 19 | 10 | | 0% |
| Health and Social Care | 21 | 10 | | 0% |
| Media Production | 13 | 7 | | 0% |
| Construction | 29 | 18 | | 0% |
| Total | 484 | 311 | 36 | 12% |

Section 4 Progression on to employment

63 learners (20%) progressed on to employment. The largest numbers of these learners were in the construction, engineering, beauty, sport, business and CACHE L3 subject areas.

| Area | Total no. of learners | No. from the Merthyr Tydfil schools | Progression on to employment | % employed |
|------------------------|-----------------------|-------------------------------------|------------------------------|------------|
| Construction | 29 | 18 | 18 | 100% |
| Engineering | 24 | 19 | 8 | 42% |
| Sport | 33 | 23 | 7 | 30% |
| Business | 25 | 18 | 5 | 28% |
| Beauty | 12 | 6 | 5 | 83% |
| CACHE L3 | 19 | 15 | 4 | 27% |
| Health and Social Care | 21 | 10 | 3 | 30% |
| Hairdressing | 18 | 7 | 3 | 43% |
| A2 learners | 191 | 140 | 2 | 1% |
| Information technology | 29 | 15 | 2 | 13% |
| Applied Science | 10 | 7 | 2 | 29% |
| Public Services | 10 | 6 | 2 | 33% |
| Travel | 17 | 5 | 1 | 20% |
| Music | 7 | 2 | 1 | 50% |
| Art and Design | 19 | 10 | | 0% |
| Media Production | 13 | 7 | | 0% |
| Performing Arts | 7 | 3 | | 0% |
| Total | 484 | 311 | 63 | 20% |

