

















2018 figures compared with 2017

DEMAND

Northern BCU

 <p>Emergency and Priority Incidents 47,353 incidents</p>	-7%	 <p>Assaults Against Officers 74 recorded</p>	-3%
 <p>Arrests 8,569 a year</p>	-6%	 <p>Rape and Sexual Offences investigated 540 offences</p>	+8%
 <p>Violence With Injury 2,968 offences</p>	+8%	 <p>Stalking and Harassment 2,948 offences recorded</p>	+21%
 <p>Knife Crime 157 offences</p>	+51%	 <p>Domestic Abuse 8,718 a year</p>	-5%
 <p>Drugs Offences 821</p>	+13%	 <p>Missing People investigated 2,291 reports</p>	+19%
 <p>Burglary 1,446</p>	-3%	 <p>Mental Health 189 detention powers used</p>	+37%
 <p>Robbery 64</p>	-6%	 <p>Serious Injury Road Traffic Collisions Responded and investigated 28 collisions</p>	+12%

PERFORMANCE



We have protected the frontline and have maintained local, visible policing

472

Police Constables

43

Police Staff



Our commitment to Neighbourhood Policing remains

93

PCSOs

8

NPT Sergeants

6

School Officers



Crime levels per 1,000 population per year

Burglary

Sexual Offences

Violent Crime

Force

5.3

2.0

27.3

Northern
BCU

4.9

1.8

29.0



% Crime Change 2017 to 2018

Violent Crime

Burglary

Robbery

Force

+2%

-11%

+9.7%

Northern
BCU

+8%

-3%

-6%



% of crimes with a suspect identified

Violent Crime

Drugs

Robbery

Force

83%

97%

49%

Northern
BCU

88%

98%

59%



% outcomes that are positive (bringing more offenders to justice)

Violent Crime

Drugs

Robbery

Force

33%

84%

25%

Northern
BCU

36%

86%

33%



Keeping South Wales Safe