

















2018 figures compared with 2017

### DEMAND

## Central BCU

 <p><b>Emergency and Priority Incidents</b> 36,353 incidents</p>	-6%	 <p><b>Assaults Against Officers</b> 71 recorded</p>	+69%
 <p><b>Arrests</b> 6,043 a year</p>	+4%	 <p><b>Rape and Sexual Offences</b> investigated 463 offences</p>	-8%
 <p><b>Violence With Injury</b> 2,221 offences</p>	-2%	 <p><b>Stalking and Harassment</b> 2,268 offences recorded</p>	+24%
 <p><b>Knife Crime</b> 104 offences</p>	+20%	 <p><b>Domestic Abuse</b> 6,606 a year</p>	+2%
 <p><b>Drugs Offences</b> 666</p>	+7%	 <p><b>Missing People</b> investigated 2,278 reports</p>	+17%
 <p><b>Burglary</b> 1,096</p>	-16%	 <p><b>Mental Health</b> 190 detention powers used</p>	+9%
 <p><b>Robbery</b> 57</p>	-6%	 <p><b>Serious Injury Road Traffic Collisions</b> Responded and investigated 16 collisions</p>	0%

# PERFORMANCE



We have protected the frontline and have maintained local, visible policing

380

Police Constables

37

Police Staff



Our commitment to Neighbourhood Policing remains

82

PCSOs

10

NPT Sergeants

5

School Officers



Crime levels per 1,000 population per year

Burglary

Sexual Offences

Violent Crime

Force

5.3

2.0

27.3

Central BCU

4.1

1.7

24.3



% Crime Change 2017 to 2018

Violent Crime

Burglary

Robbery

Force

+2%

-11%

+9.7%

Central BCU

-2%

-16%

+5.6%



% of crimes with a suspect identified

Violent Crime

Drugs

Robbery

Force

83%

97%

49%

Central BCU

88%

98%

69%



% outcomes that are positive (bringing more offenders to justice)

Violent Crime

Drugs

Robbery

Force

33%

84%

25%

Central BCU

35%

86%

31%



Keeping South Wales Safe