

















2018 figures compared with 2017

DEMAND

Eastern BCU

 <p>Emergency and Priority Incidents 70,048 incidents</p>	-5%	 <p>Assaults Against Officers 148 recorded</p>	+61%
 <p>Arrests 15,231 a year</p>	+3%	 <p>Rape and Sexual Offences Investigated 837 offences</p>	-4%
 <p>Violence With Injury 3,704 offences</p>	0%	 <p>Stalking and Harassment 3,079 offences recorded</p>	+24%
 <p>Knife Crime 292 offences</p>	+9%	 <p>Domestic Abuse 8,938 a year</p>	+2%
 <p>Drugs Offences 1,629</p>	+34%	 <p>Missing People Investigated 2,438 reports</p>	+10%
 <p>Burglary 2,550</p>	-14%	 <p>Mental Health 283 detention powers used</p>	+37%
 <p>Robbery 261</p>	-6%	 <p>Serious Injury Road Traffic Collisions Responded and investigated 27 collisions</p>	-4%

PERFORMANCE



We have protected the frontline and have maintained local, visible policing

645

Police Constables

55

Police Staff



Our commitment to Neighbourhood Policing remains

108

PCSOs

9

NPT Sergeants

6

School Officers



Crime levels per 1,000 population per year

Burglary

Sexual Offences

Violent Crime

Force

5.3

2.0

27.3

Eastern BCU

7.1

2.3

29.4



% Crime Change 2017 to 2018

Violent Crime

Burglary

Robbery

Force

+2%

-11%

+9.7%

Eastern BCU

0%

-14%

+5.7%



% of crimes with a suspect identified

Violent Crime

Drugs

Robbery

Force

83%

97%

49%

Eastern BCU

78%

96%

40%



% outcomes that are positive (bringing more offenders to justice)

Violent Crime

Drugs

Robbery

Force

33%

84%

25%

Eastern BCU

33%

83%

20%



Keeping South Wales Safe