









2018 figures compared with 2017

**DEMAND**

**Western BCU**

 <p><b>Emergency and Priority Incidents</b> 63,162 incidents</p>	-6%	 <p><b>Assaults Against Officers</b> 99 recorded</p>	+50%
 <p><b>Arrests</b> 9,395 a year</p>	-6%	 <p><b>Rape and Sexual Offences</b> Investigated 795 offences</p>	+18%
 <p><b>Violence With Injury</b> 3,280 offences</p>	+5%	 <p><b>Stalking and Harassment</b> 3,502 offences recorded</p>	+21%
 <p><b>Knife Crime</b> 165 offences</p>	+32%	 <p><b>Domestic Abuse</b> 9,746 a year</p>	-9%
 <p><b>Drugs Offences</b> 1,110</p>	+16%	 <p><b>Missing People</b> Investigated 3,143 reports</p>	+23%
 <p><b>Burglary</b> 1,867</p>	-12%	 <p><b>Mental Health</b> 297 detention powers used</p>	+15%
 <p><b>Robbery</b> 161</p>	+28%	 <p><b>Serious Injury Road Traffic Collisions</b> Responded and investigated 35 collisions</p>	-13%

# PERFORMANCE



We have protected the frontline and have maintained local, visible policing

581

Police Constables

53

Police Staff



Our commitment to Neighbourhood Policing remains

123

PCSOs

13

NPT Sergeants

8

School Officers



Crime levels per 1,000 population per year

Burglary

Sexual Offences

Violent Crime

Force

5.3

2.0

27.3

Western BCU

4.9

2.1

26.0



% Crime Change 2017 to 2018

Violent Crime

Burglary

Robbery

Force

+2%

-11%

+9.7%

Western BCU

+5%

-12%

+27.8%



% of crimes with a suspect identified

Violent Crime

Drugs

Robbery

Force

83%

97%

49%

Western BCU

81%

96%

54%



% outcomes that are positive (bringing more offenders to justice)

Violent Crime

Drugs

Robbery

Force

33%

84%

25%

Western BCU

29%

83%

29%



Keeping South Wales Safe